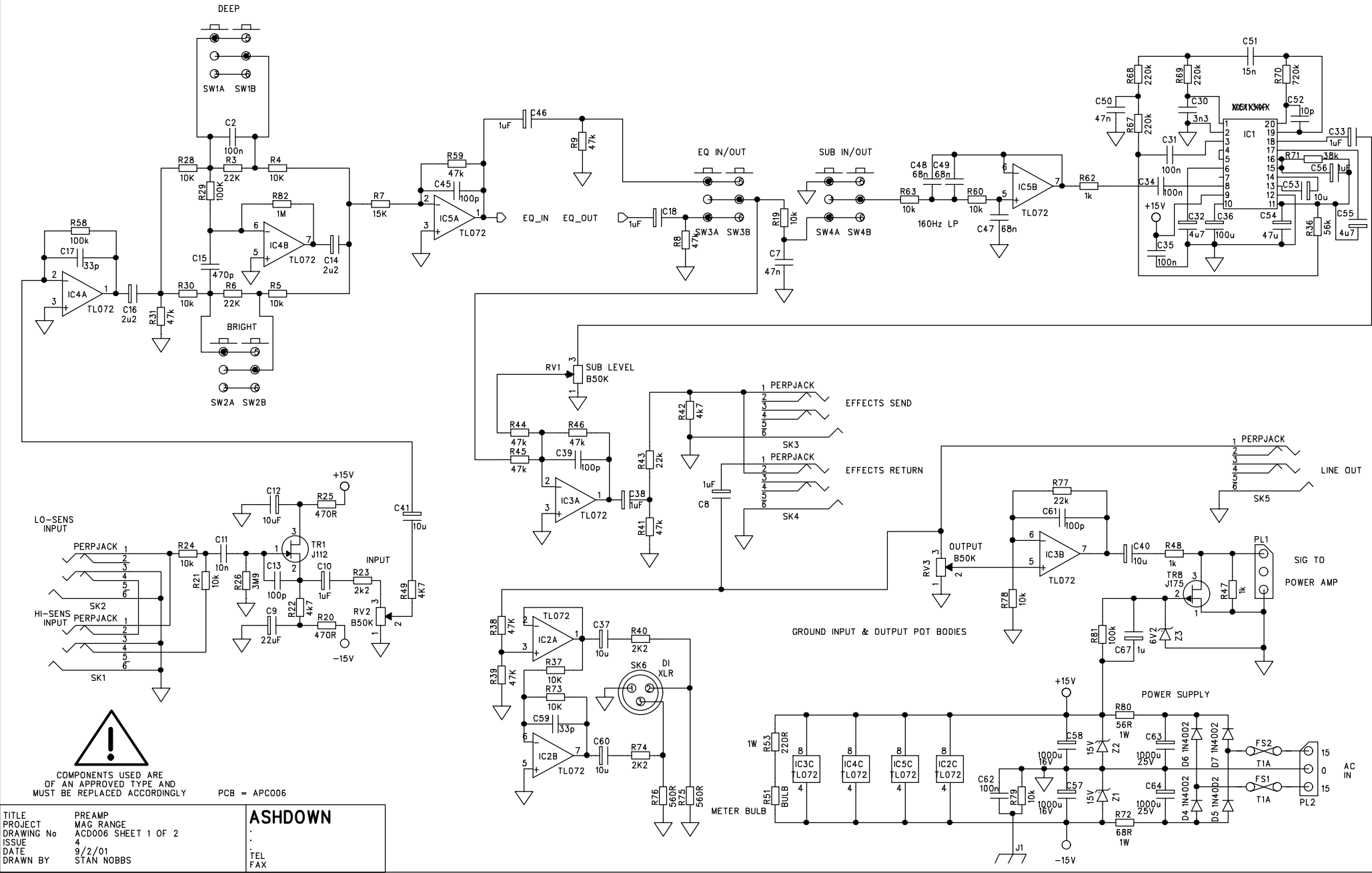
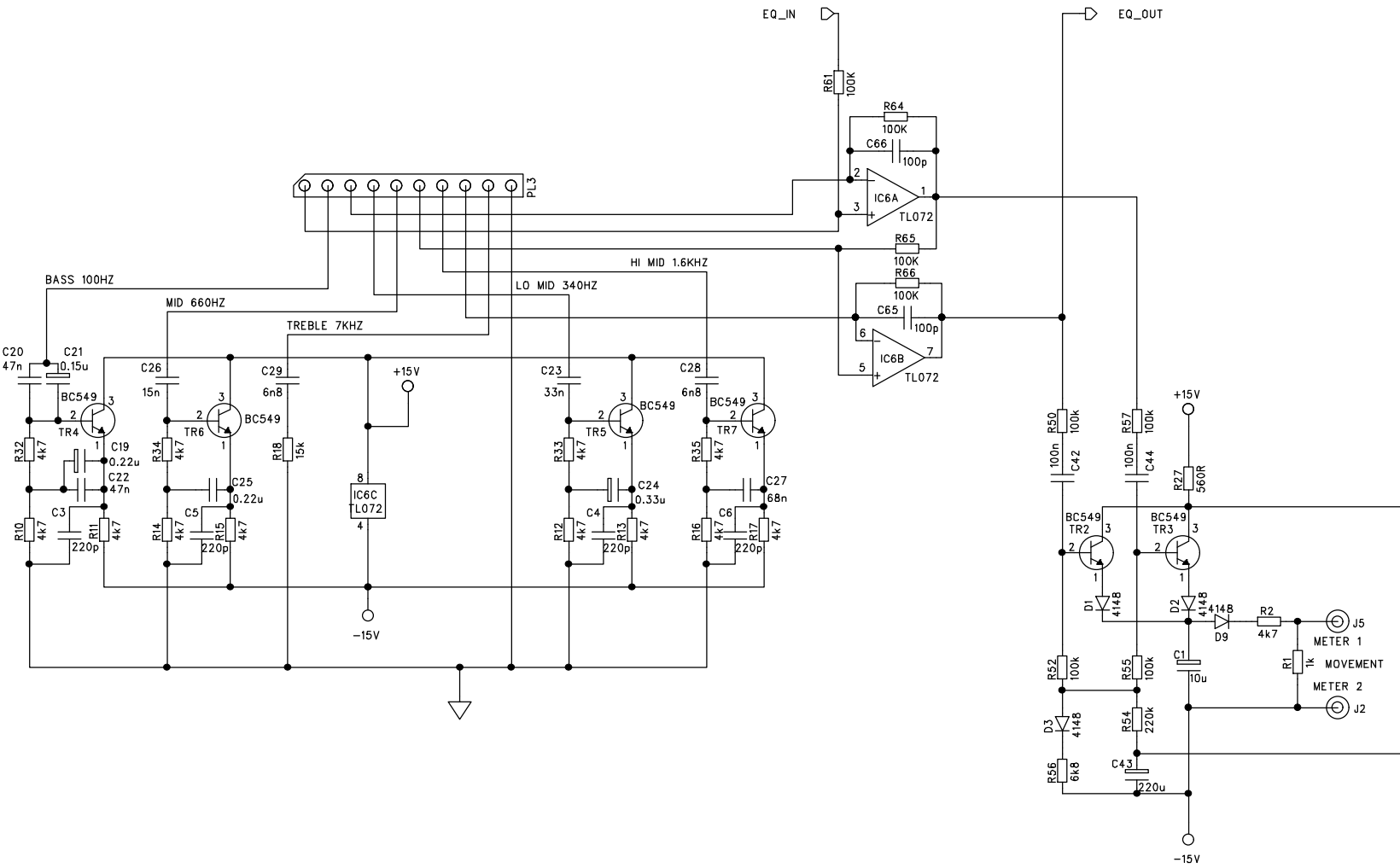


|                         |      |                         |      |                         |      |
|-------------------------|------|-------------------------|------|-------------------------|------|
| ISSUE<br>CHANGE<br>DATE | NOTE | ISSUE<br>CHANGE<br>DATE | NOTE | ISSUE<br>CHANGE<br>DATE | NOTE |
| ISSUE<br>CHANGE<br>DATE | NOTE | ISSUE<br>CHANGE<br>DATE | NOTE | ISSUE<br>CHANGE<br>DATE | NOTE |

ISSUE 4 - R49 CHANGED FROM 10K TO 4K7 TO INCREASE INPUT SENSITIVITY



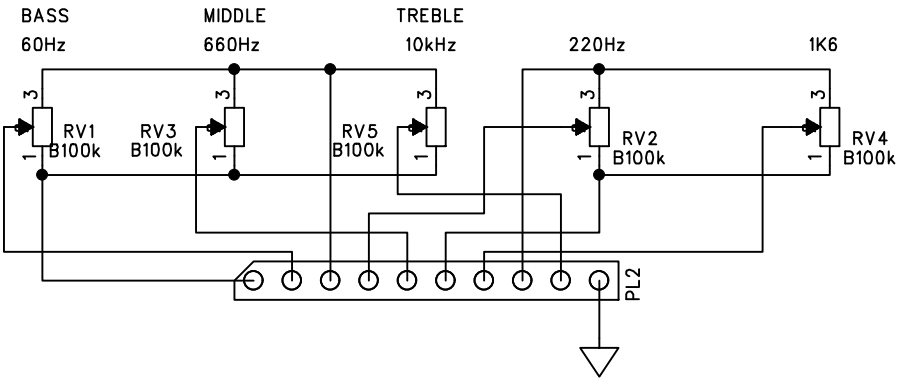
|                         |      |                         |      |                         |      |
|-------------------------|------|-------------------------|------|-------------------------|------|
| ISSUE<br>CHANGE<br>DATE | NOTE | ISSUE<br>CHANGE<br>DATE | NOTE | ISSUE<br>CHANGE<br>DATE | NOTE |
| ISSUE<br>CHANGE<br>DATE | NOTE | ISSUE<br>CHANGE<br>DATE | NOTE | ISSUE<br>CHANGE<br>DATE | NOTE |



COMPONENTS USED ARE  
OF AN APPROVED TYPE AND  
MUST BE REPLACED ACCORDINGLY

|            |                                 |         |
|------------|---------------------------------|---------|
| TITLE      | TONE CIRCUIT & LEVEL INDICATION | ASHDOWN |
| PROJECT    | MAG RANGE                       |         |
| DRAWING No | ACD006 SHEET 2 OF 2             |         |
| ISSUE      | 4                               |         |
| DATE       | 9/2/01                          |         |
| DRAWN BY   | STAN NOBBS                      |         |
|            |                                 | ENGLAND |
|            |                                 | TEL     |
|            |                                 | FAX     |

|                              |                              |                              |
|------------------------------|------------------------------|------------------------------|
| ISSUE<br>CHANGE NOTE<br>DATE | ISSUE<br>CHANGE NOTE<br>DATE | ISSUE<br>CHANGE NOTE<br>DATE |
| ISSUE<br>CHANGE NOTE<br>DATE | ISSUE<br>CHANGE NOTE<br>DATE | ISSUE<br>CHANGE NOTE<br>DATE |



PCB = APC007

TITLE  
PROJECT  
DRAWING No  
ISSUE  
DATE  
DRAWN BY

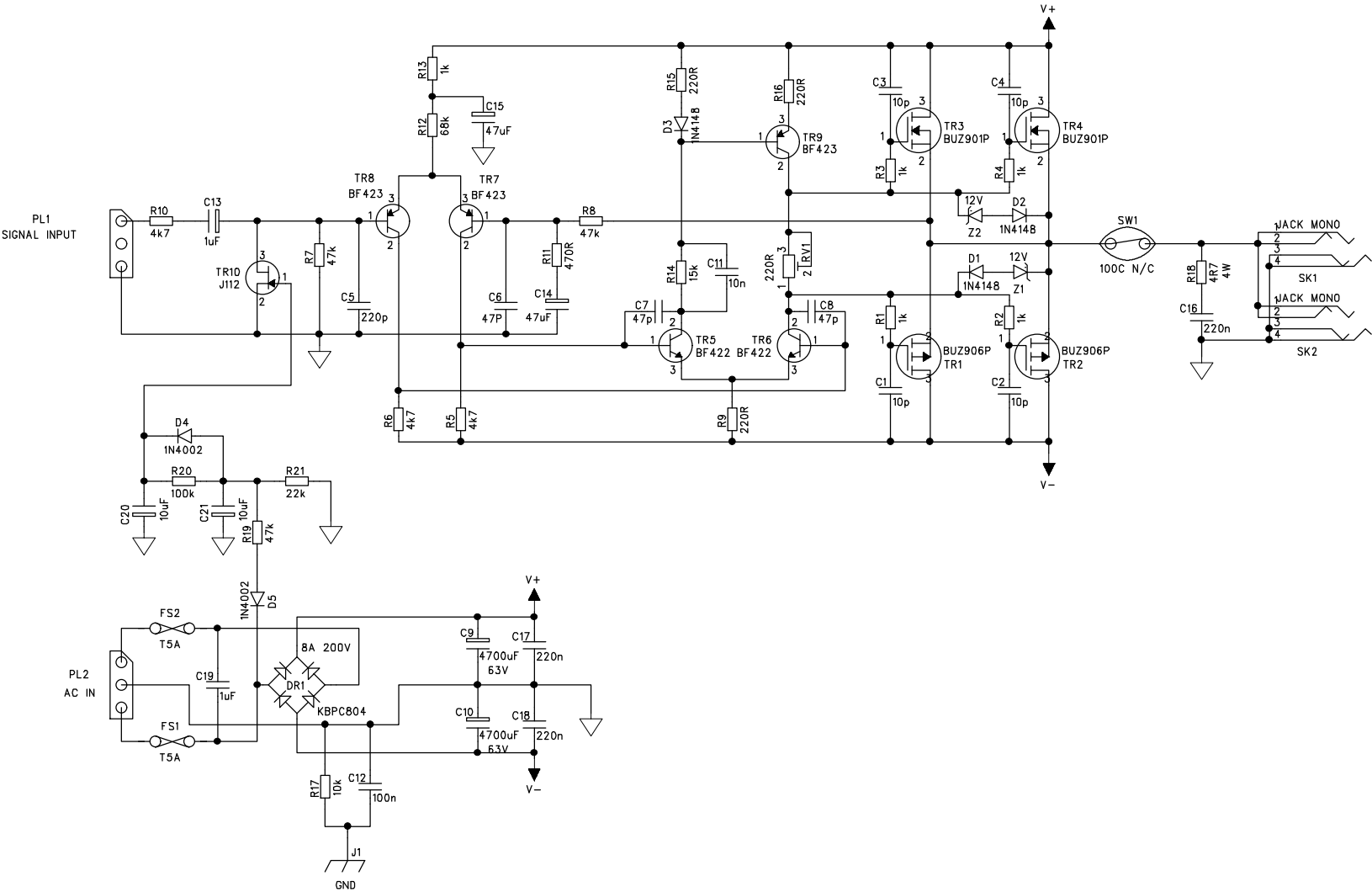
TONE CONTROL POTS  
ASHDOWN MAG RANGE  
ACD007  
1  
23/11/98  
STAN NOBBS

**ASHDOWN**  
.  
.  
.  
TEL (01245) 477010  
FAX (01245) 477020



COMPONENTS USED ARE  
OF AN APPROVED TYPE AND  
MUST BE REPLACED ACCORDINGLY

|                         |      |                         |      |                         |      |
|-------------------------|------|-------------------------|------|-------------------------|------|
| ISSUE<br>CHANGE<br>DATE | NOTE | ISSUE<br>CHANGE<br>DATE | NOTE | ISSUE<br>CHANGE<br>DATE | NOTE |
| ISSUE<br>CHANGE<br>DATE | NOTE | ISSUE<br>CHANGE<br>DATE | NOTE | ISSUE<br>CHANGE<br>DATE | NOTE |



PCB = APC008

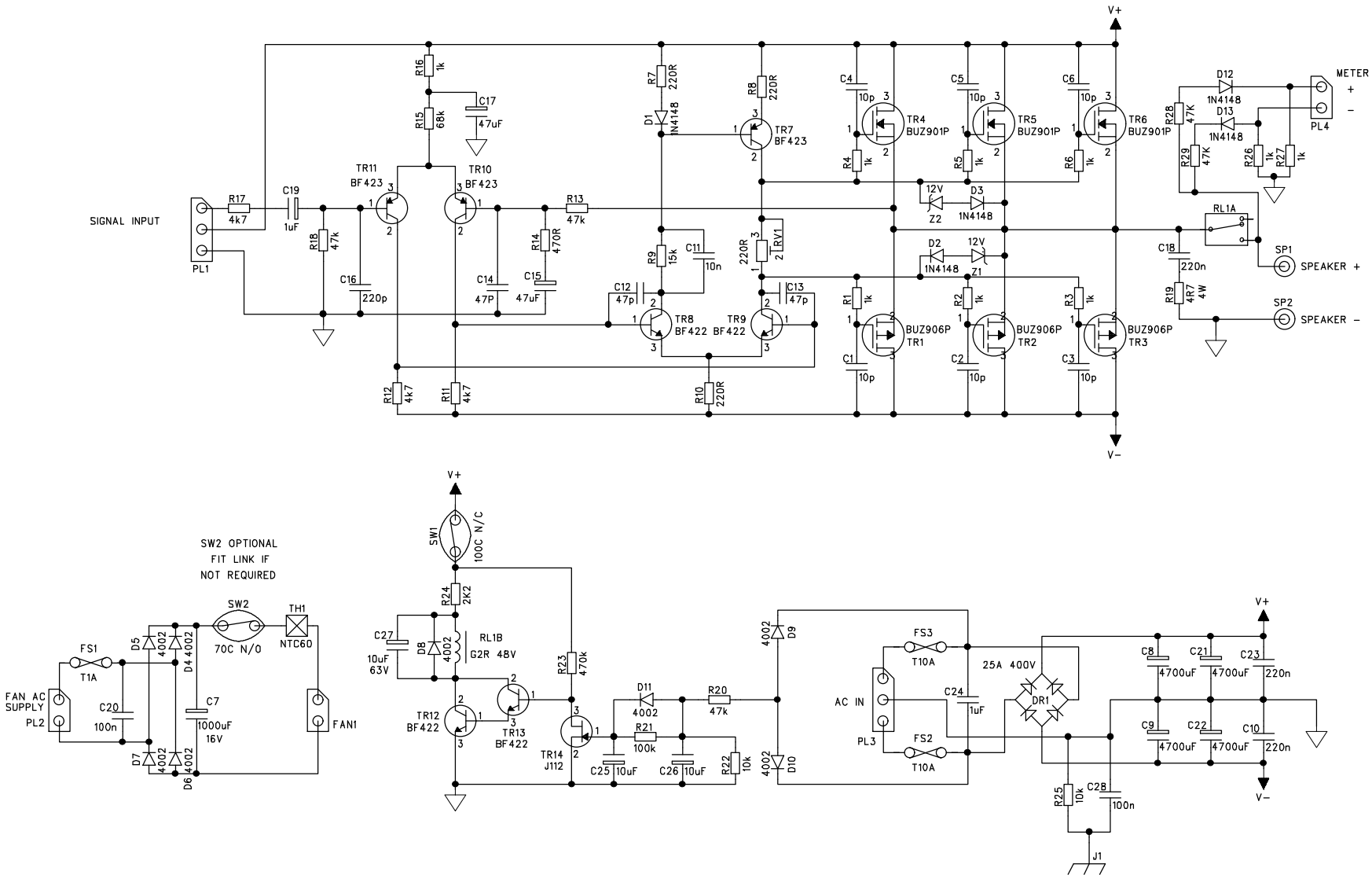
TITLE  
PROJECT  
DRAWING No  
ISSUE  
DATE  
DRAWN BY

200 WATT OUTPUT STAGE  
MAG RANGE  
ACD008  
4  
25/8/00  
STAN NOBBS

ASHDOWN  
ENGLAND  
TEL  
FAX

COMPONENTS USED ARE  
OF AN APPROVED TYPE AND  
MUST BE REPLACED ACCORDINGLY

|                         |      |                         |      |                         |      |
|-------------------------|------|-------------------------|------|-------------------------|------|
| ISSUE<br>CHANGE<br>DATE | NOTE | ISSUE<br>CHANGE<br>DATE | NOTE | ISSUE<br>CHANGE<br>DATE | NOTE |
| ISSUE<br>CHANGE<br>DATE | NOTE | ISSUE<br>CHANGE<br>DATE | NOTE | ISSUE<br>CHANGE<br>DATE | NOTE |



COMPONENTS SHOWN FOR 400/500 WATT UNIT  
FOR 300 WATT UNIT LEAVE OFF:- TR3,TR6,C21,C22



COMPONENTS USED ARE  
OF AN APPROVED TYPE AND  
MUST BE REPLACED ACCORDINGLY

PCB = APC0001

TITLE  
PROJECT  
DRAWING No  
ISSUE  
DATE  
DRAWN BY

ABM OUTPUT BOARD  
BASS MAGNIFIER  
ACD001  
3  
4/10/99  
CLIVE BUTTON

ASHDOWN  
ENGLAND  
TEL  
FAX